



Match 2 Matchbook
27-28 May 2023

ShootingRange Podwórze Koguta, Zielnowo

THE CENTRAL EUROPEAN PRS SERIES 2023

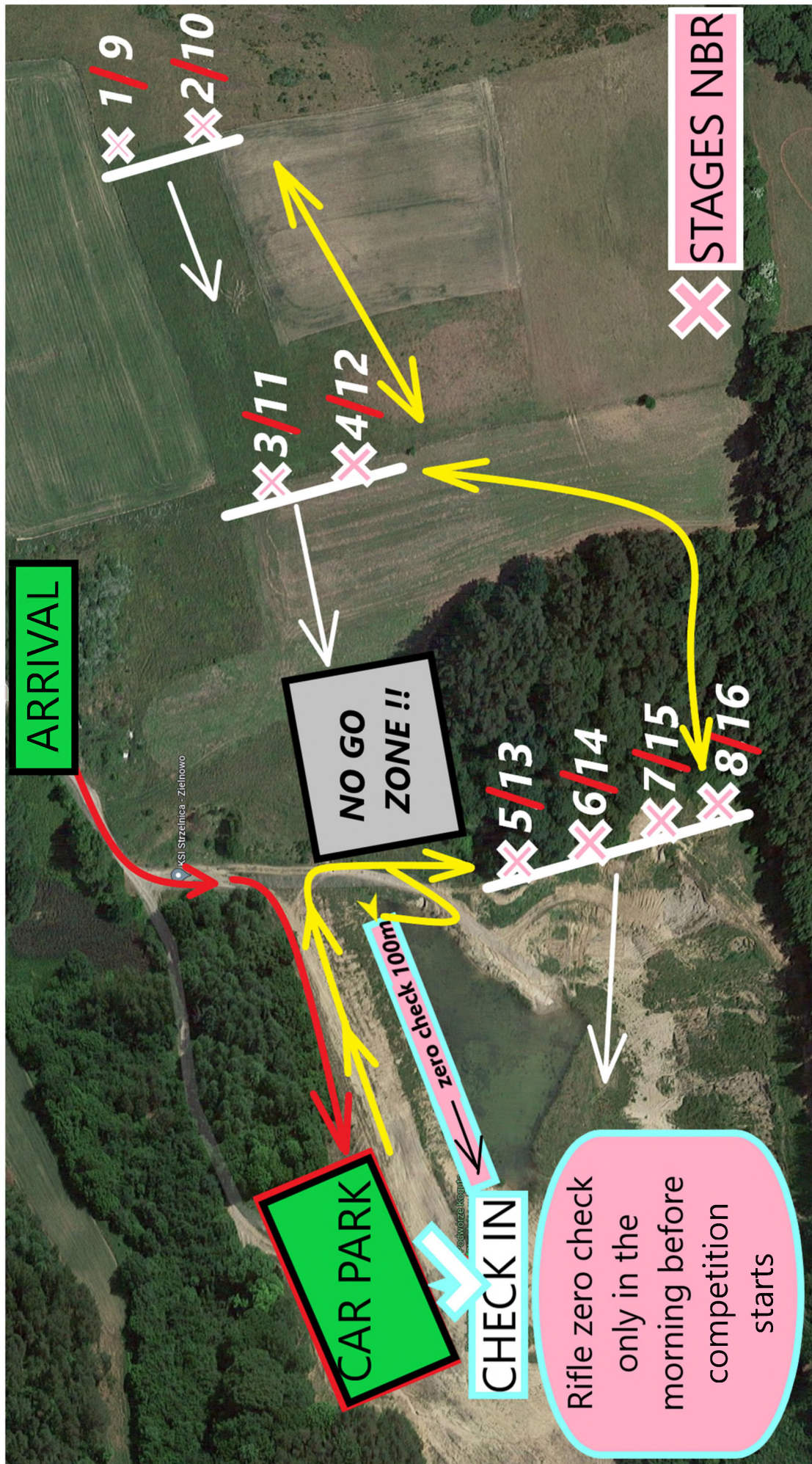
Month	Event	Days
January 2023	Zimowy Snajper IBION Ostróda	21, 22
April 2023	MRTM 22lr Expert Jaworzno	2
	Ułhednar Moa Culpa GTS Jastrząb Osówka	16
July 2023	Ułhednar Moa Culpa IBION-Ostróda	7, 8, 9
	Ułhednar MOA Culpa 22lr IBION-Ostróda	15, 16
February 2023	Jasna The Mountain Challenge	24, 25
May 2023	RDA cachtice	12, 13, 14
	Strix KSI	27, 28
September 2023	Ułhednar Moa Culpa IBION-Ostróda	22, 23, 24
October 2023	The CE PRS Chamlionships Shooting Farm	13, 14, 15
March 2023	Front Wschodni 22lr VIS Zmość / Osówka	19
	RDA Cachtice	24, 25, 26
June 2023	Strix 22lr KSI	11
	RDA Cachtice SERIES Final 2023	23, 24, 25

Sponsors:



MEDIA





GENERAL RULES APPLICABLE TO THE RANGE

- Competitors must start the run at the indicated starting position in front of the firing line, with the magazine attached, the bolt in the rear position, the safety flag in the chamber, face towards the targets. Unless otherwise stated in the course description.
- Starting position on the stage is "High Ready" - barrel pointing at 45 degrees above the line of targets, both hands must touch the rifle, unless otherwise stated in the stage description.
- The competitor in the starting position must keep the weapon pointed towards the target with the barrel at an angle of 45 degrees until the start of the run - referee's signal (unless otherwise stated in the stage description).
- All accessory equipment to be used during the run must be held in such a way that it does not touch the ground (unless otherwise stated in the stage description or starting conditions given by the RO).
- After the starting signal, the athlete moves to the line of fire (LOF), takes the required shooting position and starts firing at the targets according to the description of the respective stage.
- No assistance may be given to competitors during the run. Failure to comply with this rule will result in a warning for the first offence or subsequent offences will be treated as unsportsmanlike conduct. The PRS Poland Series rules define the system of penalties foreseen for this infraction.
- Penalties given are recorded on the player's card and result in a deduction of 1 point on the stage.
- Competitions are held in the "Impact" or "Miss" format. Competitors are not allowed to reshoot the target unless otherwise stated in the stage description.
- Magazines are loaded with the maximum amount of ammunition equal to the number of shots indicated in the stage description (except on „Hit to move” stages where competitors load magazines with 10 rounds of ammunition). The number of magazines is arbitrary.
- The maximum caliber for the competition is 7.62 mm (inclusive). Magnum calibers are not permitted.
- The props, elements of the stage, terrain may not be moved or altered in any way by the competitors.
- No piece of equipment (except binoculars/detectors/lunettes) may be used on the stage during the briefing or familiarization of the stand at the time designated by the RO.
- No equipment may be pre-positioned on the stage or barricades before the start of the run (unless otherwise stated in the course description).
- Distances to targets have been given based on laser rangefinder measurements from the line marking the "Line of Fire" - LOF; we suggest that these are confirmed by competitors using their own rangefinders at each stage, as distances may vary due to anticipated wind conditions or measurement error.
- The RO will indicate and describe the targets to be used on the course before the start of the run. If a competitor fires at wrong targets or fires at targets in a different order than required, such targets will be treated as "Miss" and no points will be scored for hitting them.
- Safety rules are described in the shooting range regulations, but special attention should be paid to the following additional rules:
 - The competitor, when entering and leaving the stand, keeps the weapon in the "High Ready" position **with the safety flag in the chamber**. The PRS Poland Series rules define the system of penalties foreseen for this offence.
 - During the COF, the safety angles are assumed to be **45 degrees in the left-right direction and the top edge of the main shaft**. Unless otherwise stated in the course description. When shooting is complete and the rifle is secured, the athlete must adopt a "High Ready" position in order to exit the stance.

- Under penalty of **stage disqualification**, the competitor may not leave the firing position with the weapon loaded and/or the magazine attached.
- Before leaving the shooting position, the competitor is obliged to show the status of the unloaded weapon to the RO.
- The competitor **may only load a bullet into the chamber when he/she can see the correct target in the scope**. Loss of contact with the weapon or loss of sight of the target will result in the **necessity to unload the weapon**, the PRS Poland Series Rules define a system of penalties foreseen for this offence. Manual operation of the weapon is carried out in the unloaded state or full visual control of the target (e.g. parallax correction)..
- In the event of a weapon malfunction, the competitor may not leave the position with a round in the cartridge chamber.
- The failure of a weapon or ammunition is the responsibility of the competitor.

SCORING RULES

- **Score:** 1 point per target hit - "hit" (communicated by RO as "IMPACT")
- After each completed run, the shooter must review and approve the number of points scored on the RO's score sheet or electronic device for that run. Shooters should do this immediately after completing the run. Each shooter must confirm his score by initialing the score sheet or validating it on the online system.
- The competition uses a scoring system in accordance with the PRS rules. The PRS scoring system is based on an efficiency system where the shooter taking first place in each Equipment Class (Bolt-Action Open, Semi-Auto) receives 100 points and all other shooters' scores are determined by dividing their score by the winner's score and multiplying that number by 100.
- The PRS points for the competition as well as for individual courses are calculated according to the following formula: Competitor's score / Winner's score x 100, rounded to 3 decimal places.

Example:

You received 89 match points.

The winner received 105 match points.

Therefore: $(89 / 105) * 100 = 84.7619$, rounded up 84.762 PRS points.

- Any complaints must be dealt with during the 30-minute arbitration period at the end of the match. If no comments or objections are made during this time then the result on the sheet is treated as final.
- **Ties:** Each competition shall have at least one "Tie-Breaker" track which has been designated by the MD and published in the matchbook. This track may be used to determine winners in the event of such a tie-breaker. In the event of a tie, the winners will be determined according to the rules described in the PRS Poland Series Rules and Standard Operating Procedures for centerfire rifle. Skills Stage will always take precedence in determining winners over Tie-Breaker stages.
- **Identifying hit targets:** Steel targets will be scored as "Hit" (Impact). The information that a target has been hit is given by the Auxiliary Judge acting as Observer and confirmed by the RO. If you have a question regarding confirmation of a hit direct it to the RO. In the event that a mistake is made or an observer (spotter) fails to register a hit, every effort will be made to clarify the situation and correct the result wherever possible. However, our spotters, SO / RO and MD have the final say.

RANKING OF PRS POLAND SERIES COMPETITORS

- The list of ranking competitions is published in the official PRS Poland Series calendar for the 2023 season on social media and the www.prspoland.pl website.
- The results of the ranked local competitions are published via the official PRS Poland Series information channels.
- Competitor ranking is conducted for equipment classes: Bolt-Action Open and Semi-Auto.
- A competitor collects PRS Poland Series classification points only when participating in the official ranking competitions indicated in the calendar for a given season.
- The amount of PRS qualification points obtained during the competition is determined on the basis of the general scoring rules described in the section "SCORING RULES".
- The number of PRS Poland Series qualification points collected will be calculated as 40% of the total points obtained in the two best local matches and 60% of the points obtained in the final match of the Ulfhednar MOA Culpa organized by the PRS Poland Series.
- The ranking of PRS Poland Series competitors will form the basis for the selection of the team for the international final competition at European and World Championship level.
- Participation in the final match of the PRS Poland Series is required for a player to be classified in a given season of the PRS Poland Series league.

GENERAL RULES

The competition is conducted on the basis of the **European Precision Rifle Series (PRS) Rules** with the following additions:

- The competition will be held in two equipment categories - Bolt-Action Open and Semi-Auto. Shooters and observers must attend a safety briefing and familiarize themselves with the safety rules before 'zeroing' a rifle. The rifle may only be zeroed at the appointed time and on the targets designated by the competition organizer. **Firing at targets other than those indicated for zeroing is prohibited, failure to comply with this rule will result in disqualification of the competitor.**
- **Note: The competitor must be entered in the range register BEFORE zeroing.**
- The shooting range area is a safe area - **COLD ZONE**. It is forbidden to carry loaded weapons beyond the firing line and shooting positions.
- In a two-day competition, a competitor may only use **one rifle unit** during the entire competition.
- For repairs to firearms, go to the designated Safety Zone. Bringing any ammunition (including dummy ammunition) into the Safety Zone is strictly prohibited.

Equipment limitations:

- No special restrictions are placed on accessory equipment (i.e. tripods, backpacks, support cushions, etc.) and can be freely adjusted, configured before the start of the run (once the run has started, the competitor may not leave the stand to complete the equipment, nor may bystanders provide any assistance in this case).
- Any non-standard equipment not part of the stage (i.e. Benches, tables, chairs, or other equipment not on the shooting station) may not be used. Consult with the RO or MD before firing the first shot for any "creative" ideas involving the use of non-standard equipment. Otherwise, fired targets may not be counted as hits.
- **Rifle calibers up to and including 7.62 mm are permitted. Magnum calibers are not permitted.**

Rifle class:

Bolt Action Open- All bolt-action rifles in caliber up to .30 (7.62 mm), bullet velocity not to exceed 3200 fps (+ 32 fps for atmospheric factors and equipment differences). Magnum calibers are not permitted.

Semi-Auto- Semi-automatic rifles in calibers up to .30 (7.62 mm), bullet velocity not to exceed 3200 fps (+ 32 fps for atmospheric factors and equipment differences). Magnum calibers are not permitted.

No person shall consume or be under the influence of alcohol or drugs during the competition. Any person found to be intoxicated, under the influence of intoxicants and dangerous to other competitors will be immediately removed from the competition.

In the event of unclear or contentious situations requiring arbitration, the final say rests with the Range Officer (RO) or the Match Director (MD).

MAINTAIN CONTROL OF THE RIFLE BARREL AT ALL TIMES. Rifles should be carried with the barrel pointing up or down and a safety flag in the chamber. Rifles may be carried in their cases; however, removal of the rifle from the case is only permitted with the barrel pointing up or down and a safety flag in the chamber.

Magazines (even if empty) must be **REMOVED** from the rifle when moving or being outside the COF. When moving or handling your rifle, ensure that your barrel is not covering any part of your body or facing another person. Rifles may be put down in marked waiting areas during waiting times.

- The cascade warning system defined in the general PRS rules will be used in this respect even outside the firing positions. It shall apply:
 - A warning entered in the competitor's logbook.
 - Stage DQ – the result for the completed run will be reset to zero
 - Match DQ.
- Flags and safety indicators **MUST** be correctly inserted when the competitor is not in the firing line. Flags must remain in the chamber until the RO instructs you about the possibility of removing it. The flag must be placed in the chamber at the end of shooting and **BEFORE** the competitor has left the firing line.

BE READY TO RUN. The SO / RO will make every effort to maintain the order of shooting but will also be busy completing runs on the STAGE. It is the competitor's responsibility to check the list of shooters and the order of shooting.

Note: If the competitor is not ready for the run according to the established order, you may lose the opportunity to complete the run. In such a case, the competitor will receive 0 points for the run on which he/she did not declare his/her presence or readiness for the shooting task. Competitors prepare during the runs of other competitors. Only the first competitor on the list is entitled to a 2-minute preparation time, during which he loads the magazines and configures the required equipment.

Competitors are expected to rotate the order of shooting in their line-up from STAGE to STAGE so that all competitors have an equal opportunity.

DO NOT TOUCH THE EQUIPMENT OR WEAPONS OF OTHER PLAYERS. No one may touch another competitor's rifle or accessories without their permission. If anyone is caught tampering with someone else's equipment, they will be disqualified from the competition and asked to leave the range immediately.

NO ADVICE TO SHOOTERS. We absolutely do not comment, advise or assist competitors during the shooting. COF discussions between competitors may take place before or after shooting.

DO NOT INTERFERE WITH THE COURSE OR OBSTACLES. If you modify the stage by moving props, flattening plants, removing rocks, etc., you will receive a DQ on the specified STAGE and 0 points for the run.

DO NOT DISTRACT / ARGUE WITH SPOTTERS OR SHOOTERS. If you have a question about scoring, please contact the RO or Match Director.

DO NOT CLOSE THE BOLT UNTIL YOU ARE ON TARGET. All transitions during the COF must be made with the cartridge chamber open, the lock in the rear position or the rifle secured for the Semi-Auto (Hot rifle) class. Failure to comply with this rule will result in warnings in accordance with the general PRS rules. The lock may only be closed when the shooter has his eye behind the scope - ready to fire. In case of non-compliance with this rule, the judge may order the weapon to be unloaded.

WITHOUT CHEATING OR WHINING. Violation of any of these rules may result in a 0 on a specific STAGE or removal from the competition. The final say on this matter rests with the Match Director.

LOADING THE AMMO: The amount of ammunition loaded in the magazines must not exceed the number of shots according to the STAGE description. In the case of the "Hit to move on" rule, magazines are loaded with 10 rounds each. The number of magazines is arbitrary. It is permitted to have "Match savers" strapped to the competitor's weapon or other equipment. Which are plugged on after the judge's command to load/prepare and must be unloaded after the run.

LIVE SCORES, FOLLOW ON ULTIMATE BALLISTICS

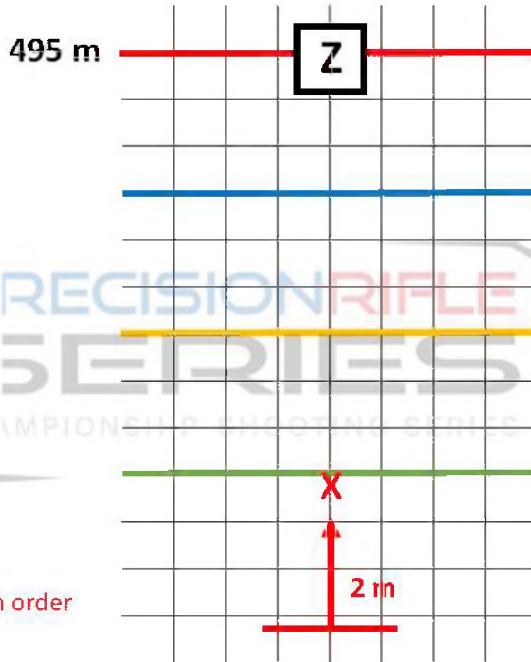
<https://competitions.ultimateballistics.com/competitions/40>



STAGE 1 – „Fast and furious”

Shooting positions: 1 Targets: 1 Time: 40s Max Score: 6

Time: 40s
Points: 6
Target: 25 cm
Distance: 495m



Stage briefing:

Starting: standing position, high ready, 2 m behind LOF

Gun condition: option 2, magazine load max. 10 round

Shooting position: prone

COF: on timer' signal, shooter goes to LOF, and shoot target from prone position.



PRECISION RIFLE
SERIES
CHAMPIONSHIP SHOOTING SERIES

POLSKA

Each target must be hit in order to continue.

#	Distance	Target	MRAD	Elevation	Wind Min.	Wind Max.	Windage	Score
Z	495 m	25 cm	0.5					

Note:

.....

.....

.....

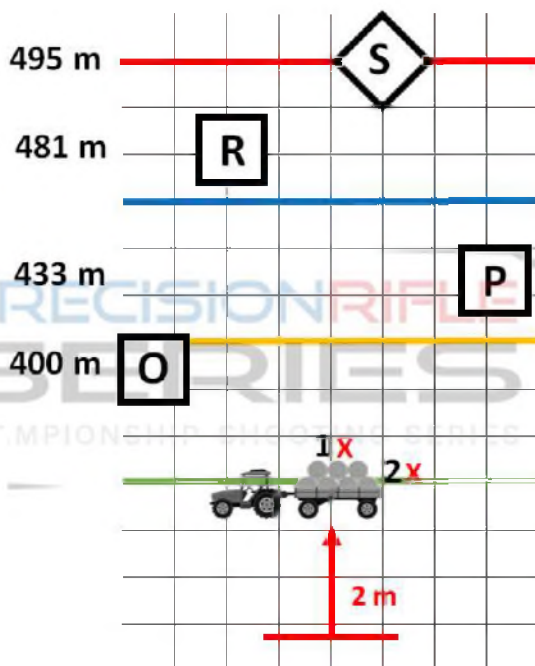
.....

.....

STAGE 2 – „On the edge”

Shooting positions: 2 Targets: 4 Time: 120s Max Score: 8

Time: 120 s
 Points: 8
 Target:
 O 30 cm
 P 30 cm
 R 30 cm
 S 25 cm
 Distance:
 400 m
 433 m
 481 m
 495 m



Stage briefing:
Starting: standing position, high ready, 2 m behind LOF
Gun condition: option 2, magazine load max. 8 round
Shooting position: any
COF: on timer' signal, shooter goes to LOF and shoot targets near to far from each shooting positions.
Shooting order:
SP1: O->P->R->S
SP2: O->P->R->S

#	Distance	Target	MRAD	Elevation	Wind Min.	Wind Max.	Windage	Score
<i>O</i>	400 m	30 cm	0.75					
<i>P</i>	433 m	30 cm	0.7					
<i>R</i>	481 m	30 cm	0.6					
<i>S</i>	495 m	25 cm	0.5					

Note:

.....

.....

.....

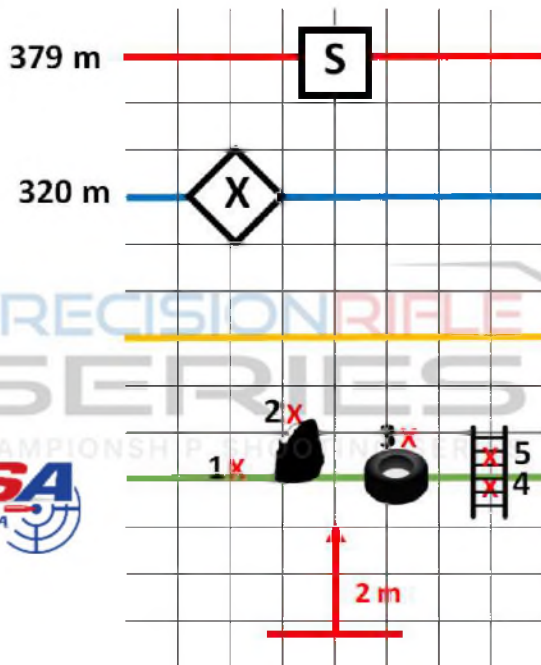
.....

.....

STAGE 3 – „Border”

Shooting positions: 5 Targets: 2 Time: 120 s Max Score: 10

Time: 120s
Points: 10
Target:
X 25 cm
S 30 cm
Distance:
320 m
379 m



Stage briefing:

Starting: standing position, high ready, 2 m behind LOF

Gun condition: option 2, magazine load max. 10 round

Shooting position: any

COF: on timer' signal, shooter goes to LOF and shoot targets near to far from each shooting positions.

Shooting order:

- SP1: X->S
- SP2: X->S
- SP3: X->S
- SP4: X->S
- SP5: X->S

#	Distance	Target	MRAD	Elevation	Wind Min.	Wind Max.	Windage	Score
X	320 m	25 cm	0.8					
S	379 m	30 cm	0.8					

Note:

.....

.....

.....

.....

.....

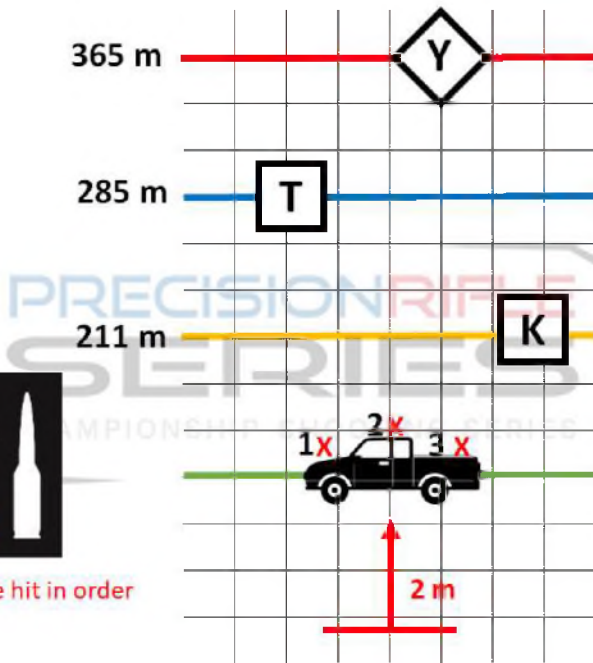
STAGE 4 – „Contact”

Shooting positions: 3 Targets: 3 Time: 90s Max Score: 9

Time: 90s
 Points: 9
 Target:
 K 15 cm
 T 15 cm
 Y 25 cm
 Distance:
 211 m
 285 m
 365 m



Each target must be hit in order to continue.



Stage briefing:
Starting: standing position, high ready, 2 m behind LOF
Gun condition: option 2, magazine load max. 10 round
Shooting position: any
COF: on timer' signal, shooter goes to LOF and shoot targets near to far from each shooting positions.
Shooting order:
 SP1: K->T->Y
 SP2: K->T->Y
 SP3: K->T->Y

#	Distance	Target	MRAD	Elevation	Wind Min.	Wind Max.	Windage	Score
K	211 m	15 cm	0.7					
T	285 m	15 cm	0.5					
Y	365 m	25 cm	0.7					

Note:

.....

.....

.....

.....

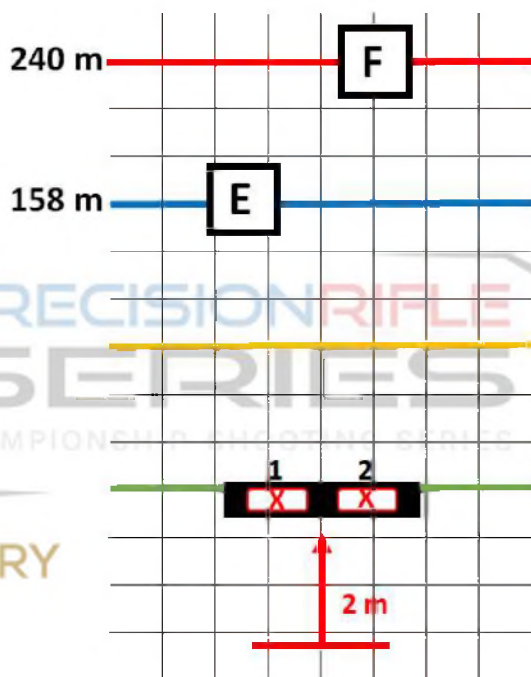
.....

STAGE 5 – „Trench”



Shooting positions: 2 Targets: 2 Time: 90 s Max Score: 8

Time: 90s
Points: 8
Target:
E 10 cm
F 15cm
Distance:
158 m
240 m



Stage briefing:

Starting: standing position, high ready, 2 m behind LOF

Gun condition: option 2, magazine load max. 8 round

Shooting position: any

COF: on timer' signal, shooter goes to LOF, and shoot targets 8 times.

Shooting order:

SP1: E->F

SP2: E->F

SP1: E->F

SP2: E->F



#	Distance	Target	MRAD	Elevation	Wind Min.	Wind Max.	Windage	Score
E	158 m	10 cm	0.6					
F	240 m	15 cm	0.6					

Note:

.....

.....

.....

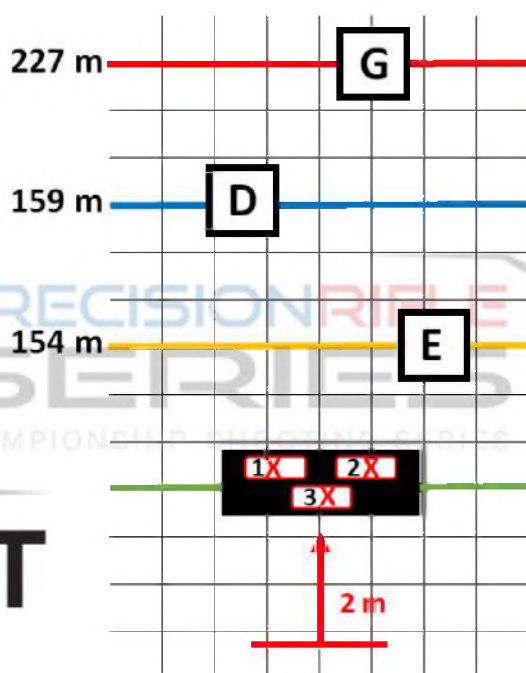
.....

.....

STAGE 6 – „Owl hollow”

Shooting positions: 3 Targets: 3 Time: 90s Max Score: 9

Time: 90s
 Points: 9
 Target:
 E 10 cm
 D 15 cm
 G 20 cm
 Distance:
 154 m
 159 m
 227 m



Stage briefing:
Starting: standing position, high ready, 2 m behind LOF
Gun condition: option 2, magazine load max. 9 round
Shooting position: any
COF: on timer' signal, shooter goes to LOF and shoot each targets from 3 different shooting positions. Targets must be fired from far to near from each shooting positions.
Shooting order:
 SP1: G->D->E
 SP2: G->D->E
 SP3: G->D->E



#	Distance	Target	MRAD	Elevation	Wind Min.	Wind Max.	Windage	Score
E	154 m	10 cm	0.65					
D	159 m	15 cm	0.9					
G	227 m	20 cm	0.9					

Note:

.....

.....

.....

.....

.....

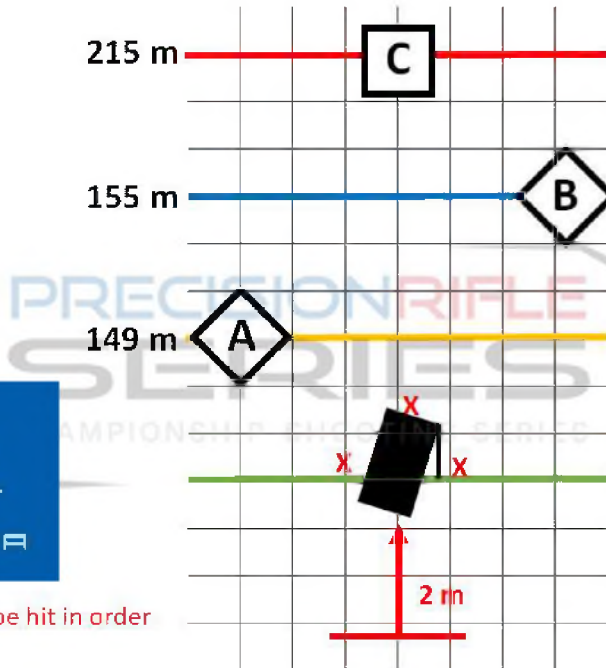
STAGE 7 – „Attic”

Shooting positions: 3 Targets: 3 Time: 90s Max Score: 9

Time: 90s
 Points: 9
 Target:
 A 10 cm
 B 10 cm
 C 15cm
 Distance:
 149 m
 155 m
 215 m



Each target must be hit in order to continue.



Stage briefing:
Starting: standing position, high ready, 2 m behind LOF
Gun condition: option 2, magazine load max. 10 round
Shooting position: any
COF: on timer' signal, shooter goes to LOF and shoot each targets from 3 different shooting positions.
 Targets must be fired from near to far.
Shooting order:

A->B->C->A->B->C->A->B->C

#	Distance	Target	MRAD	Elevation	Wind Min.	Wind Max.	Windage	Score
A	149 m	10 cm	0.7					
B	155 m	10 cm	0.65					
C	215 m	15 cm	0.7					

Note:

.....

.....

.....

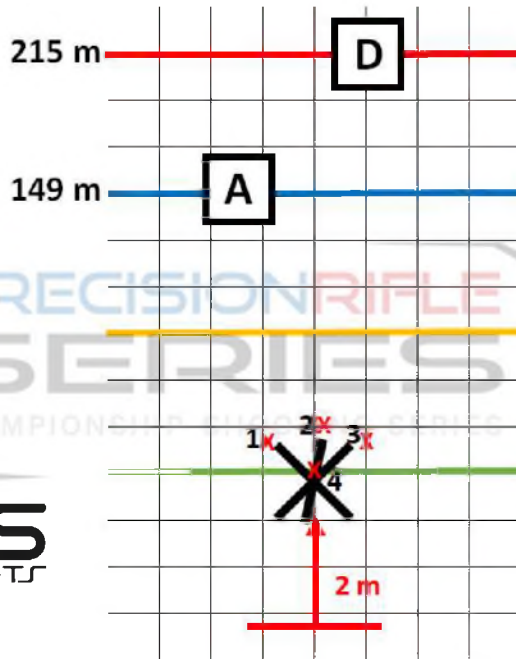
.....

.....

STAGE 8 – „Tank Trap”

Shooting positions: 4 Targets: 2 Time: 90s Max Score: 8

Time: 90s
 Points: 8
 Target:
 A 10 cm
 D 15 cm
 Distance:
 149 m
 215 m



Stage briefing:
Starting: standing position, high ready, 2 m behind LOF
Gun condition: option 2, magazine load max. 8 round
Shooting position: any
COF: on timer' signal, shooter goes to LOF and shoot targets near to far from each shooting positions.
Shooting order:
 SP1: A->D
 SP2: A->D
 SP3: A->D
 SP4: A->D



#	Distance	Target	MRAD	Elevation	Wind Min.	Wind Max.	Windage	Score
A	149 m	10 cm	0.7					
D	215 m	15 cm	0.7					

Note:

.....

.....

.....

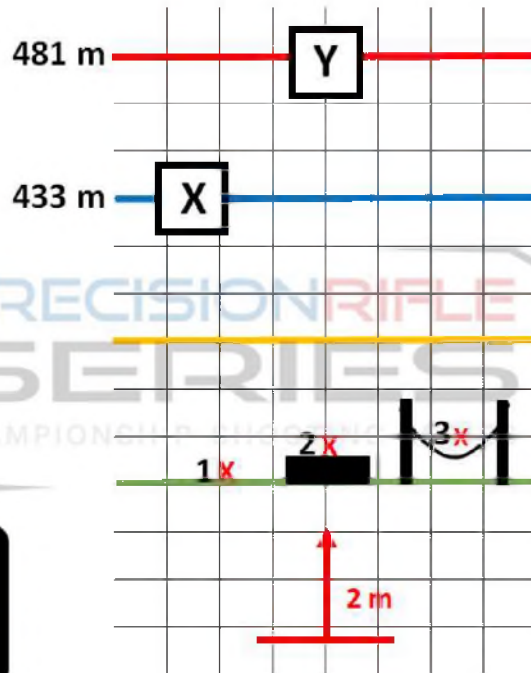
.....

.....

STAGE 9 – „Shed”

Shooting positions: 3 Targets: 2 Time: 90s Max Score: 9

Time: 90s
Points: 9
Target:
X 25 cm
Y 30 cm
Distance:
433 m
481 m



Stage briefing:
Starting: standing position, high ready, 2 m behind LOF
Gun condition: option 2, magazine load max. 9 round
Shooting position: any
COF: on timer' signal, shooter goes to LOF and shoot 2 targets from all of 3 shooting positions.
Shooting order:
SP1: X->Y->X
SP2: X->Y->X
SP3: X->Y->X



#	Distance	Target	MRAD	Elevation	Wind Min.	Wind Max.	Windage	Score
X	433 m	25 cm	0.6					
Y	481 m	30 cm	0.6					

Note:

.....

.....

.....

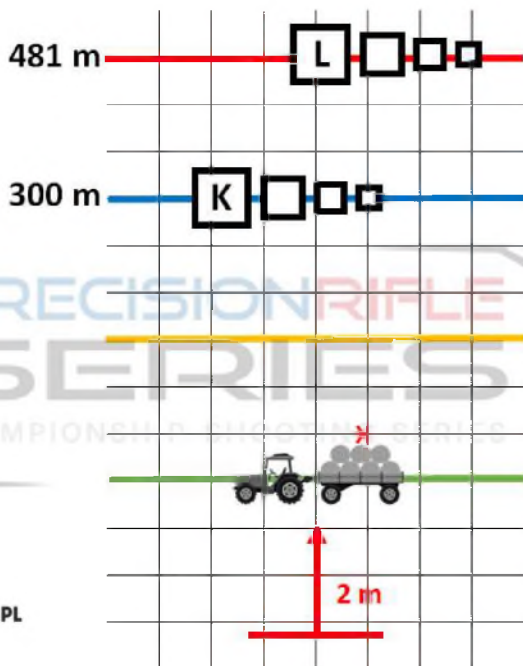
.....

.....

STAGE 10 – „KYL”

Shooting positions: 1 Targets: 8 Time: 60s Max Score: 8

Time: 60s
 Points: 8
 Targets:
KYL Near
 20 cm
 17 cm
 15 cm
 12 cm
KYL Far
 25 cm
 20 cm
 15 cm
 10 cm
 Distance:
 300 m
 481 m



Stage briefing:
Starting: standing position, high ready, 2 m behind LOF
Gun condition: option 2, magazine load max. 10 round
Shooting position: any
COF: on timer' signal, shooter goes to LOF, and shoot 4 targets on Near KYL, and next 4 targets on Far KYL.
Limitations:
 Miss ends the competitor's run on the track.
 Points earned are not deleted.



#	Distance	Target	MRAD	Elevation	Wind Min.	Wind Max.	Windage	Score
<i>K</i>	300 m	20, 17, 15, 12 cm	0.7, 0.6, 0.5, 0.4					
<i>L</i>	481 m	25, 20, 15, 10 cm	0.5, 0.4, 0.3, 0.2					

Note:

.....

.....

.....

.....

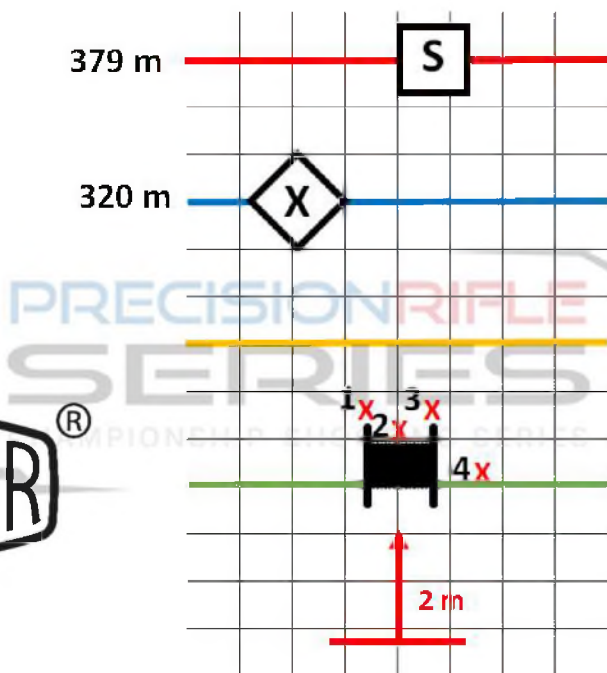
.....

STAGE 11 – „Spoils”



Shooting positions: 4 Targets: 2 Time: 120 s Max Score: 8

Time: 120s
Points: 8
Target:
X 25 cm
S 30 cm
Distance:
320 m
379 m



Stage briefing:
Starting: standing position, high ready, 2 m behind LOF
Gun condition: option 2, magazine load max. 8 round
Shooting position: any
COF: on timer' signal, shooter goes to LOF and shoot targets near to far from each shooting positions.
Shooting order:
 SP1: X->S
 SP2: X->S
 SP3: X->S
 SP4: X->S

#	Distance	Target	MRAD	Elevation	Wind Min.	Wind Max.	Windage	Score
X	320 m	25 cm	0.8					
S	379 m	30 cm	0.8					

Note:

.....

.....

.....

.....

.....

STAGE 12 – “The stiff pole of Asia”

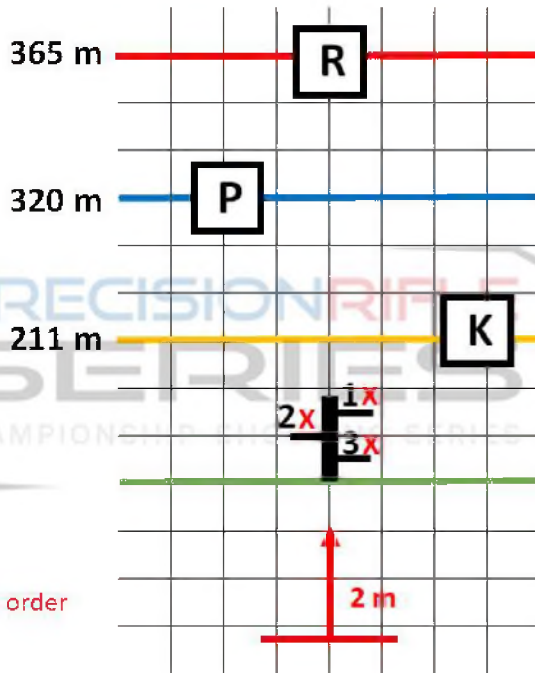
Shooting positions: 3 Targets: 3 Time: 90s Max Score: 9

Time: 90s
 Points: 9
 Target:
 K 15 cm
 P 30 cm
 R 30 cm
 Distance:
 211 m
 320 m
 365 m



FIOCCHI

Each target must be hit in order to continue.



Stage briefing:

Starting: standing position, high ready, 2 m behind LOF

Gun condition: option 2, magazine load max. 10 round

Shooting position: any

COF: on timer' signal, shooter goes to LOF, and shoot targets near to far from each shooting positions.

Shooting order:

SP1: K->P->R

SP2: K->P->R

SP3: K->P->R

#	Distance	Target	MRAD	Elevation	Wind Min.	Wind Max.	Windage	Score
K	211 m	15 cm	0.7					
P	320 m	30 cm	0.9					
R	365 m	30 cm	0.8					

Note:

.....

.....

.....

.....

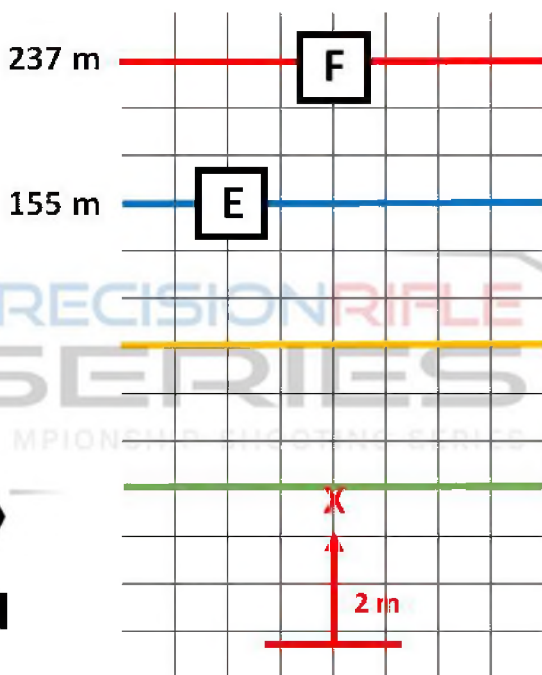
.....

STAGE 13 – „Ambidextrous”



Shooting positions: 1 Targets: 2 Time: 90 s Max Score: 8

Time: 90s
Points: 8
Target:
E 10 cm
F 15 cm
Distance:
155 m
237 m



Stage briefing:
Starting: standing position, high ready, 2 m behind LOF
Gun condition: option 2, magazine load max. 8 round
Shooting position: prone
COF: on timer' signal, shooter goes to LOF, and shoot 4 times from prone full right position (right hand, right eye, right shoulder) and next 4 times from full left position (left hand, left eye, left shoulder).
 Targets must be fired from near to far.
Shooting order:
RS: E->F->E->F
LS: E->F->E->F



#	Distance	Target	MRAD	Elevation	Wind Min.	Wind Max.	Windage	Score
<i>E</i>	155 m	10 cm	0.65					
<i>F</i>	237 m	15 cm	0.6					

Note:

.....

.....

.....

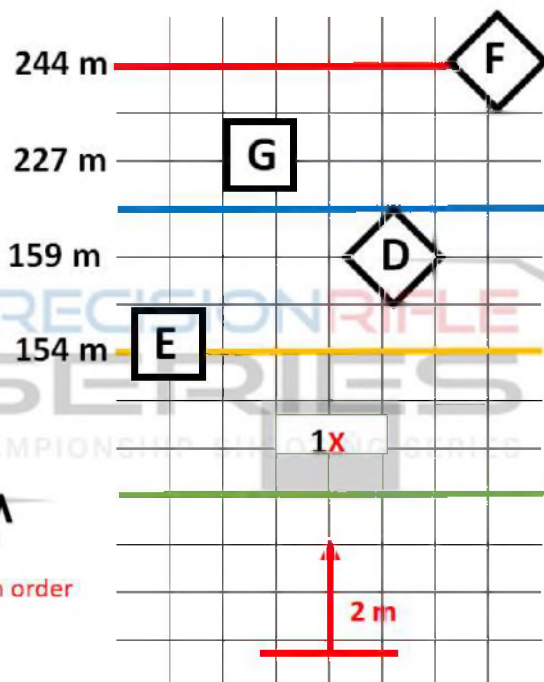
.....

.....

STAGE 14 – „Lambda Precision”

Shooting positions: 2 Targets: 4 Time: 90s Max Score: 8

Time: 90s
 Points: 8
 Target:
 E 10 cm
 D 15 cm
 G 20 cm
 F 15 cm
 Distance:
 154 m
 159 m
 227 m
 244 m



Stage briefing:
Starting: standing position, high ready, 2 m behind LOF
Gun condition: option 2, magazine load max. 10 round
Shooting position: any
COF: on timer' signal, shooter goes to LOF, and shoot 4 targets from near to far from two holes on the wall.
Shooting order:
SP1: E->D->G->F
SP2: E->D->G->F
Limitations:
 Weapons must not touch the wall with window when shooting.
 A tripod can be useful here ☺

Each target must be hit in order to continue.

#	Distance	Target	MRAD	Elevation	Wind Min.	Wind Max.	Windage	Score
E	154 m	10 cm	0.65					
D	159 m	15 cm	0.9					
G	227 m	20 cm	0.9					
F	244 m	15 cm	0.6					

Note:

.....

.....

.....

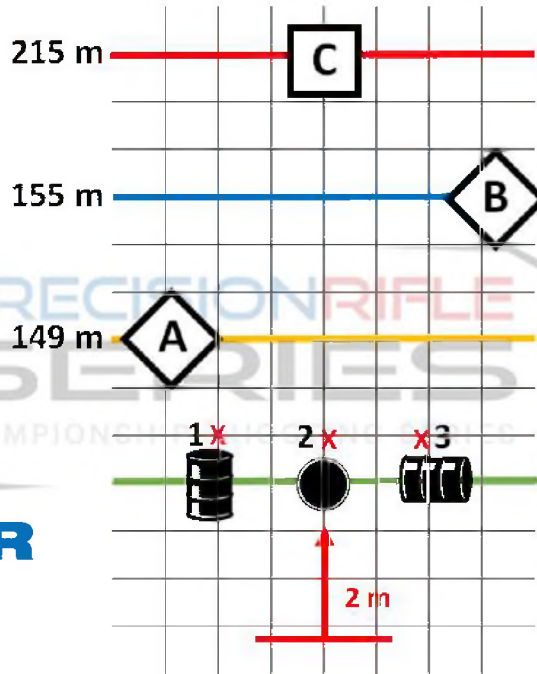
.....

.....

STAGE 15 – „Barrels”

Shooting positions: 3 Targets: 3 Time: 90s Max Score: 9

Time: 90s
 Points: 9
 Target:
 A 10 cm
 B 10 cm
 D 15cm
 Distance:
 149 m
 155 m
 215 m



Stage briefing:
Starting: standing position, high ready, 2 m behind LOF
Gun condition: option 2, magazine load max. 9 round
Shooting position: any
COF: on timer' signal, shooter goes to LOF, and shoot 3 targets from near to far from all of 3 shooting positions.
Shooting order:
 SP1: A->B->C
 SP2: A->B->C
 SP3: A->B->C



#	Distance	Target	MRAD	Elevation	Wind Min.	Wind Max.	Windage	Score
A	149 m	10 cm	0.7					
B	155 m	10 cm	0.65					
C	215 m	15 cm	0.7					

Note:

.....

.....

.....

.....

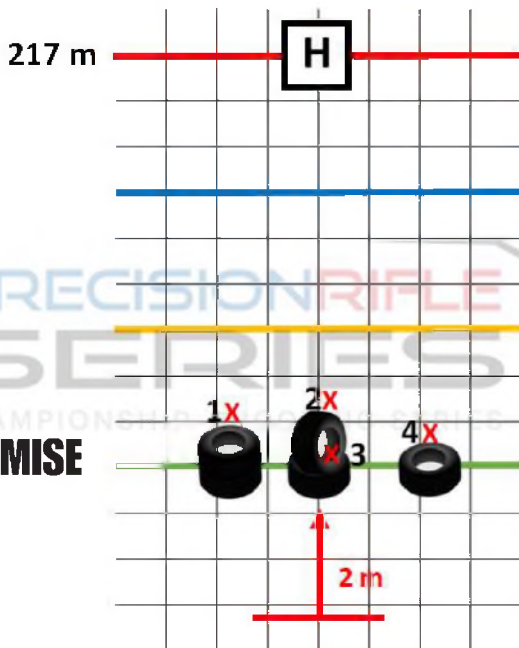
.....

STAGE 16 – „Barricade”

Shooting positions: 4 Targets: 1 Time: 120s Max Score: 8

Time: 120s
Points: 8
Target: 25 cm
Distance: 217 m

Tie-Braker



Stage briefing:
Starting: standing position, high ready, 2 m behind LOF
Gun condition: option 2, magazine load max. 8 round
Shooting position: anu
COF: on timer' signal, shooter goes to LOF, and shoot target two times from each shooting position.
Shooting order:
 SP1 – H->H
 SP2 – H->H
 SP3 – H->H
 SP4 – H->H



#	Distance	Target	MRAD	Elevation	Wind Min.	Wind Max.	Windage	Score
H	217 m	25 cm	1.15					

Note:

.....

.....

.....

.....

.....

CLOSING PROVISIONS

The organizers have made every effort to ensure that the descriptions presented in this Matchbook reflect the course of fire as much as possible. However, due to prevailing atmospheric conditions, technical problems, or target failures, please consider the target size information as illustrative.

The distances to the targets were measured with a Laser Rangefinder from each LOF on the stage, however, slight differences may appear. It's strongly recommended that competitors measure distances on their own before starting the run.

The organizers reserve the right to change the number of targets, the configuration of the stages and barricades used.

Competitors will be informed of any changes before the start of runs at a particular stage.

The technical conditions of the stages will be identical for each squad.

The condition for the start of a given rifle class is the participation of a minimum of 6 competitors. In case of insufficient number of competitors in the Semi-Auto class, this class will be combined with the Bolt-Action Open class.

Zeroing rifles in the 100m range will only be available on the morning before the start of the competition. Zeroing will not be available during the day while shooting is in progress on the stages.

After the start of the competition, competitors are not allowed to move to their cars in the car park as the communication path is a part of shooting range. Shooters are requested to take all necessary equipment with them to the stages. Walking down to the cars will be possible, during the lunch break and only after end of shooting.

The organizer has provided one hot meal for the shooters during the day, with a lunch break planned for around 1 p.m. The exact time of the break will be announced by the organizer during the competition.

Any disputes and ambiguities shall be resolved by the Range Officers or the Match Director of the competition.

NOTE
